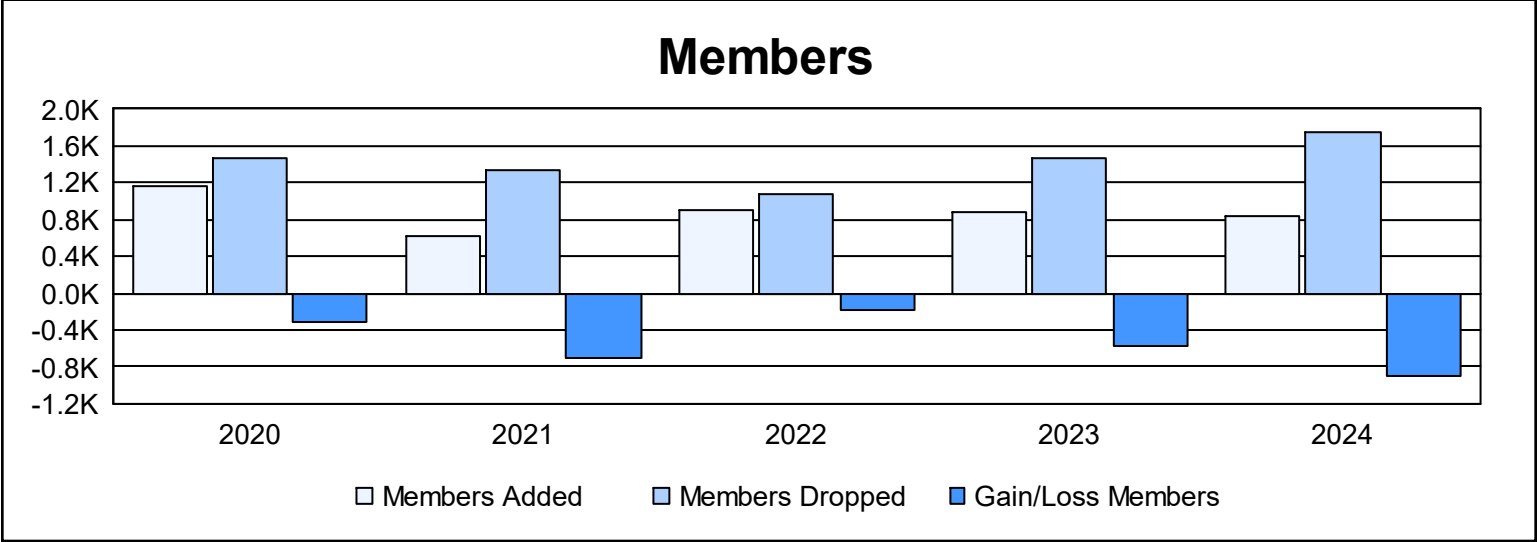
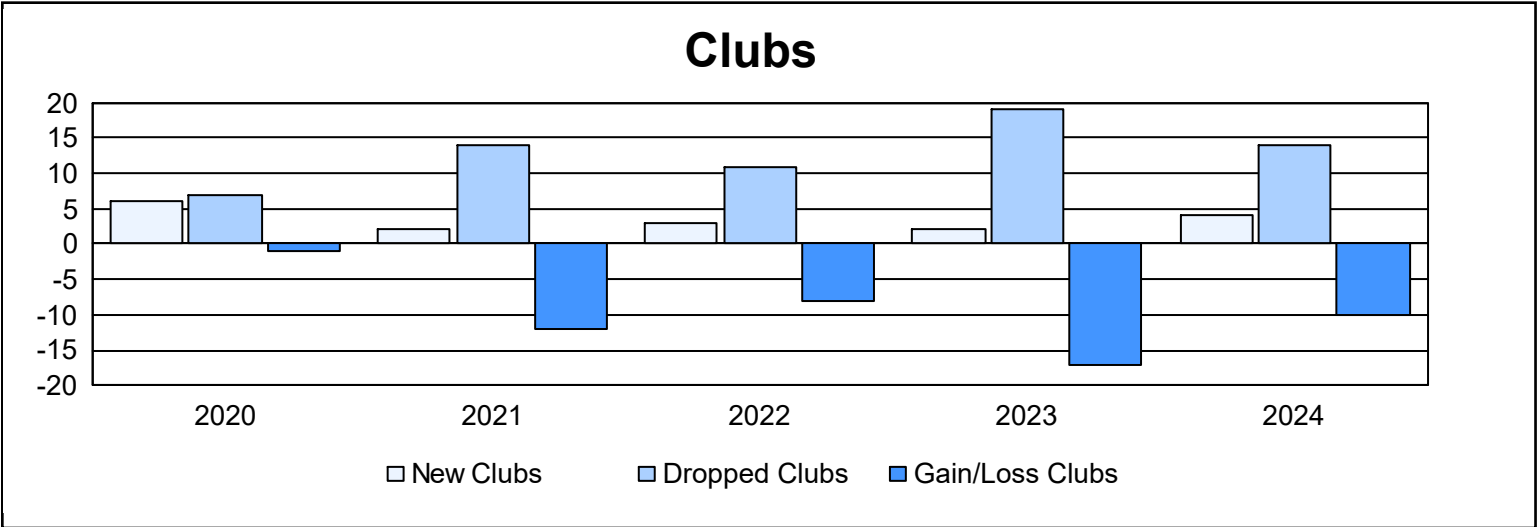
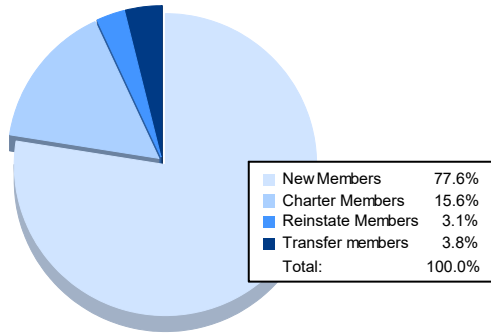


Year	New Clubs	Dropped Clubs	Gain/ Loss Clubs	New Members	Charter Members	Reinstate Members	Transfer Members	Total Member Added	Total Members Dropped	Gain/ Loss Members
2019-2020	6	7	-1	910	148	55	42	1,155	1,463	-308
2020-2021	2	14	-12	517	55	21	20	613	1,328	-715
2021-2022	3	11	-8	749	93	24	26	892	1,082	-190
2022-2023	2	19	-17	698	59	42	91	890	1,461	-571
2023-2024	4	14	-10	657	132	26	32	847	1,746	-899
Average	3	13	-10	706	97	34	42	879	1,416	-537



### Membership Composition June 2024 Cumulative



### Gender Composition June 2024 Cumulative

